

Glorious Educational System

Examination Papers (Three Terms)

Grade-3 - First Term

First Term Examination Paper

English Workbook

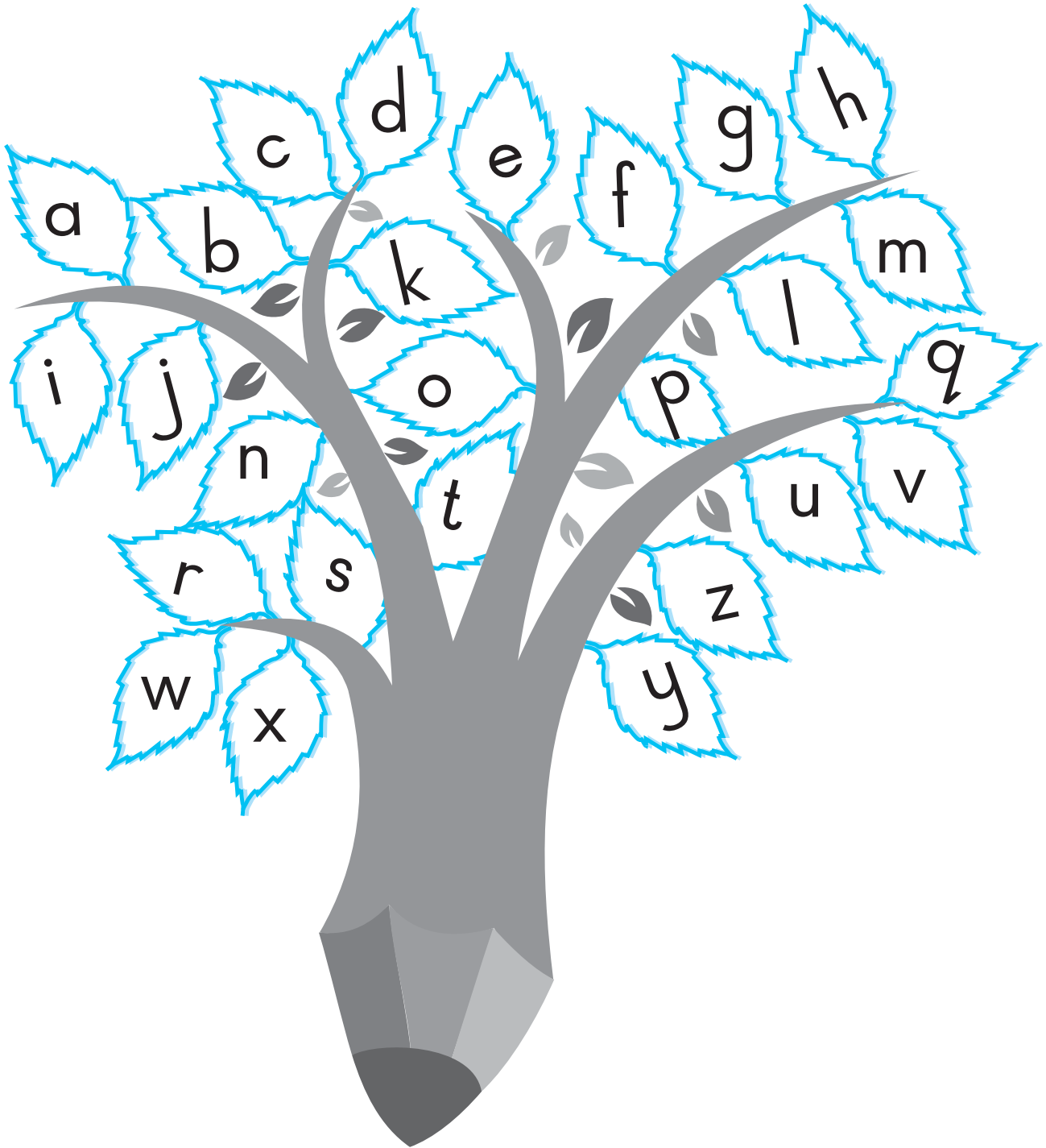
Name: _____

Total Marks: _____

Date: _____

Marks Obtain: _____

Q1. Colour the vowels blue and consonants red.



Q2. Circle the name of the picture.

top



pot

dog



pog

mop



cop

hot



top

log



cog

fox



box

Q3. Spell, circle and write.

Read	Spell and circle			Write
bog	b d	a o	y g	
cog	r c	o a	g p	
dog	b d	u o	y g	
log	l t	o e	g p	
jog	j y	o u	j g	

Q4. Write these words under the correct rhyme.

boy, top, fog, dog, toy, pod, hop


oy	op	og	od

Q5. Write the first sound of each picture and make the word.























Q6. Read write and (✓) the correct picture.


mat




pad



dam



bin



First Term Examination Paper


English Practical Reader

Q1. Read Rhyming Words.

m	at	mat
m	an	man
p	en	pen
j	et	jet
d	og	dog
s	ad	sad

Q2. Read Phonogram

whale	ship
book	fish
chips	lunch



امتحانات برائے میقات اول
اردو عملی کتاب

نام: _____ کل نمبر اعداد : _____

تاریخ: _____ حاصل کردہ اعداد : _____

سوال ۱۔ الفاظ توڑیں۔

ساگ ← _____

لال ← _____

لوگ ← _____

کود ← _____

نام ← _____

سوال ۲۔ الفاظ ملائیں اور لکھیں۔

جی	دا
نی	با
دی	نا
بی	طو
طا	چا

سوال ۳۔ لا سے الفاظ بنائیں۔

سوال ۴۔ ی کے الفاظ بنائیں۔

سوال ۵۔ ے کے الفاظ بنائیں۔

امتحانات برائے میقات اول
اردو عملی قاعدہ

سوال ۱۔ دو حرفی الفاظ پڑھیں۔

سَب	رَس	دَر
دِل	مِل	گِن

سوال ۲۔ سہہ حرفی الفاظ پڑھیں

ہَرا	اَدب	صَبْر
چَیل	تِیر	نِیم

سوال ۳۔ چار حرفی الفاظ پڑھیں۔

چابی	نانا	ٹوپی
ڈوری	چوہا	تارے

First Term Examination Paper

Mathematics Workbook

Name: _____

Total Marks: _____

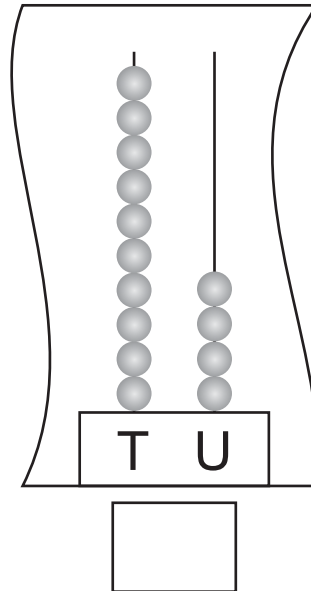
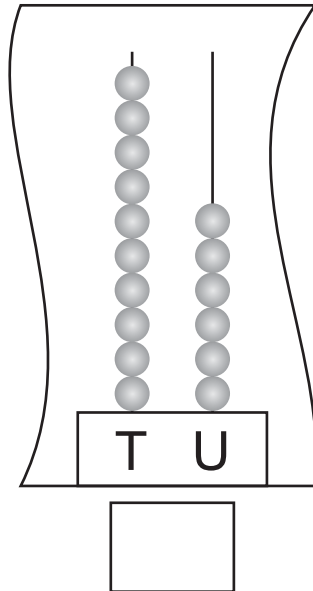
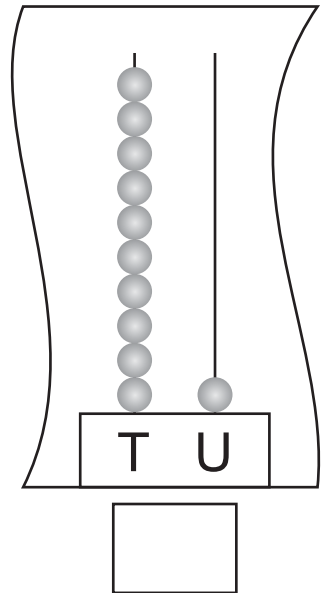
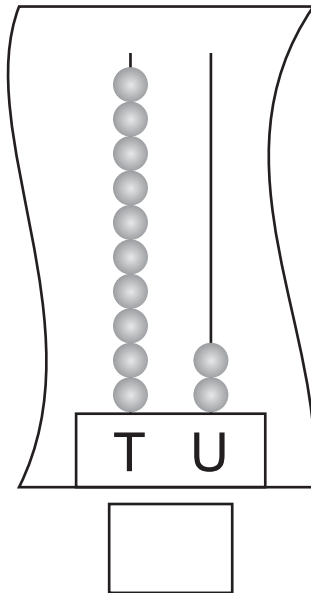
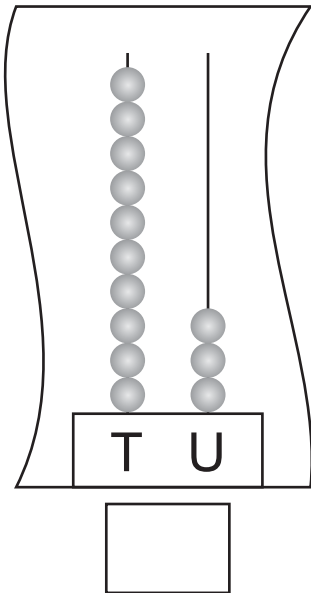
Date: _____

Marks Obtain: _____

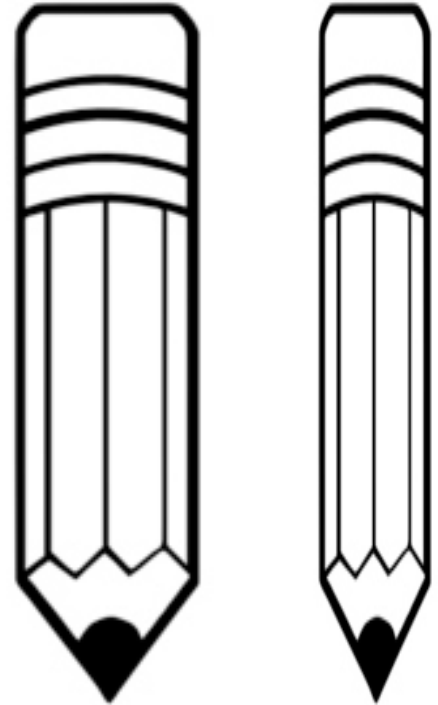

Q1. Write counting in words.

1	<table><tr><td></td><td></td><td></td></tr></table>					
2	<table><tr><td></td><td></td><td></td></tr></table>					
3	<table><tr><td></td><td></td><td></td><td></td><td></td></tr></table>					
4	<table><tr><td></td><td></td><td></td><td></td></tr></table>					
5	<table><tr><td></td><td></td><td></td><td></td></tr></table>					
6	<table><tr><td></td><td></td><td></td></tr></table>					
7	<table><tr><td></td><td></td><td></td><td></td><td></td></tr></table>					
8	<table><tr><td></td><td></td><td></td><td></td><td></td></tr></table>					
9	<table><tr><td></td><td></td><td></td><td></td></tr></table>					
10	<table><tr><td></td><td></td><td></td></tr></table>					


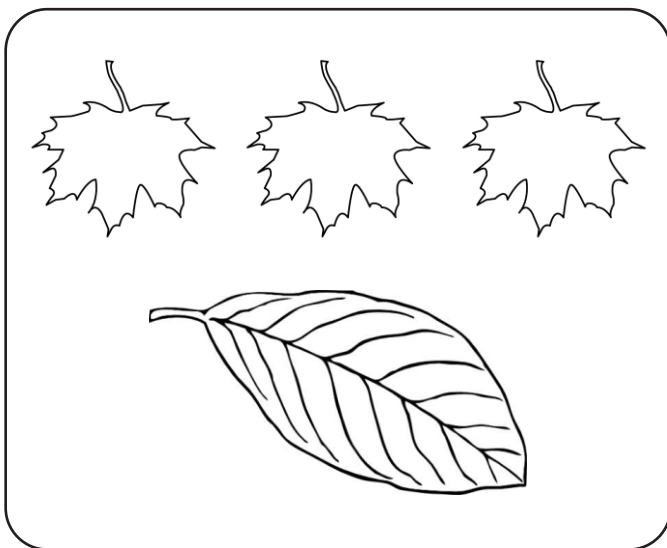
Q2. How many tens and units.



Q3. Colour the thicker objects.



Q4. Colour the one that is different.








Q5. Write in words counting.

11						
14						
20						
16						
18						







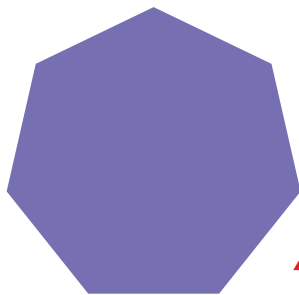



First Term Examination Paper

Mathematics Practical Reader

Q1. Recognize Regular Polygons.



Q2. (✓) the polygons.



Q3. Mental Math.

Q. How many basic shapes?

A. 3 basic shapes.

Q. Name them?

A. Circle - Square - Triangle.

Q. How many sides a circle has?

A. A circle has no sides.


Q. How many sides a square has?

A. A square has 4 sides.

Q. Which shapes are called polygons?

A. The shapes which have more than 4 sides are called polygons.

Q4. Colouring only secondary colours.



Glorious Educational System

Examination Papers (Three Terms)

Grade-3 - Mid Term

Mid Term Examination Paper

English Workbook


Name: _____

Total Marks: _____

Date: _____


Marks Obtain: _____

Q1. Write with the "a" and "an" and colour.




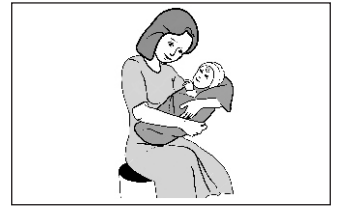







Q2. Write feminine











Q3. Write plural



hut




duck


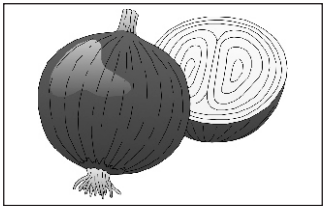


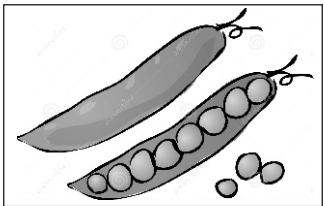
bag



Q4. Write fruits & vegetables name










Q5. Write adjective.






Q6. Write sh - ch - oo - ee words







Q8. Write opposite words.

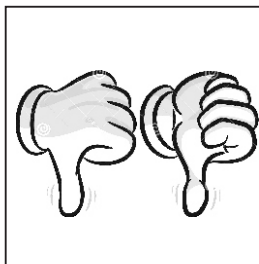


New





Good



Q7. Complete the sentences from and or with



_____ his







Mid Term Examination Paper English Practical Reader

Q1. Match the rhyming words.

Bent

Hen

Mend

Tend

Rent

Men

Q2. Reading

Hip Hip Hippo

Q3. Fill in the blanks

1 - Hip Hip Hippo digs a _____
(rig - wig)

2 - Hip Hip hippo has a _____
(wig - dig)

Mid Term Examination Paper

Mathematics Workbook

Name: _____

Total Marks: _____

Date: _____

Marks Obtain: _____

Q1. Write in words counting


22

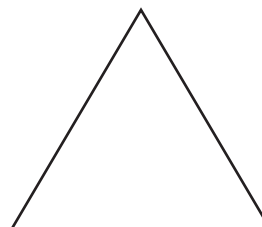

35

50



61

Q2. Write the name of these shapes

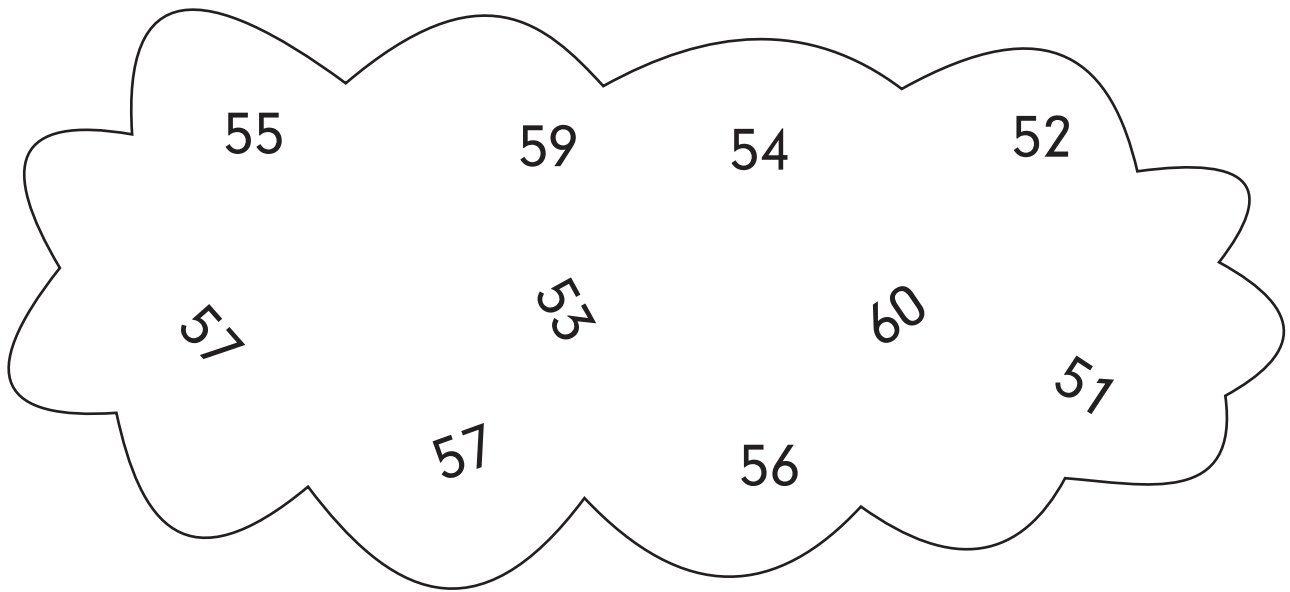




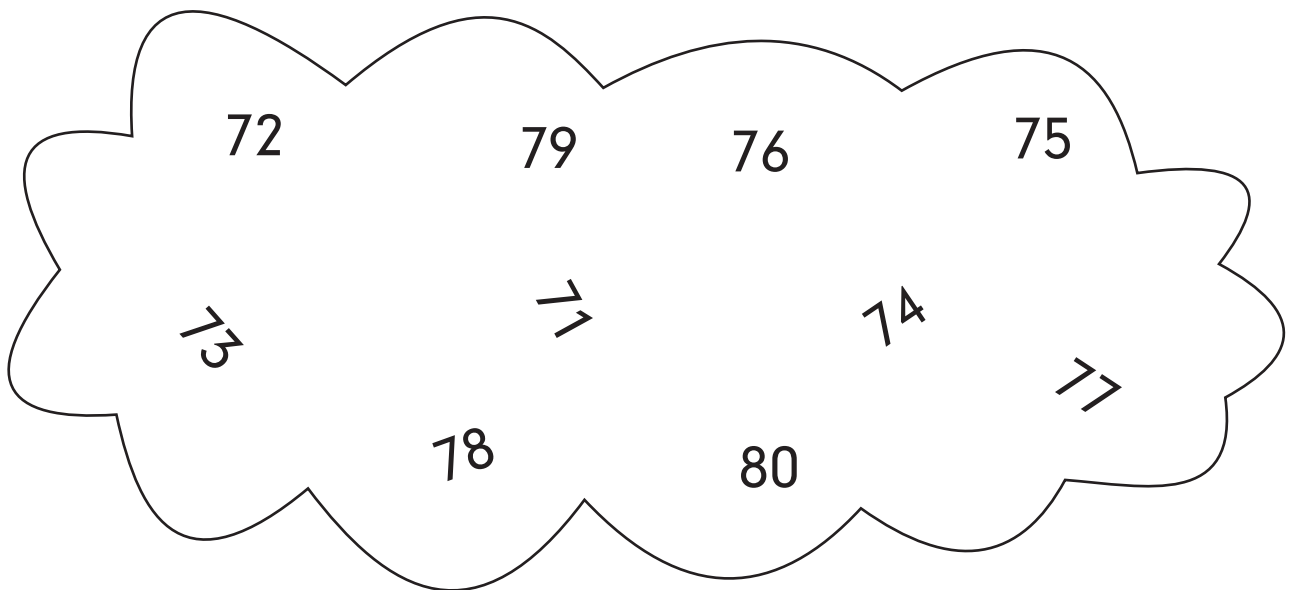
Q3. Draw shapes according to the given number.



Q4. Write these numbers from smaller to bigger and bigger to smaller.



--	--	--	--	--	--	--	--	--	--



--	--	--	--	--	--	--	--	--	--

Q5. Write and colour the boxes according to the given numbers.

1 ten 3 units


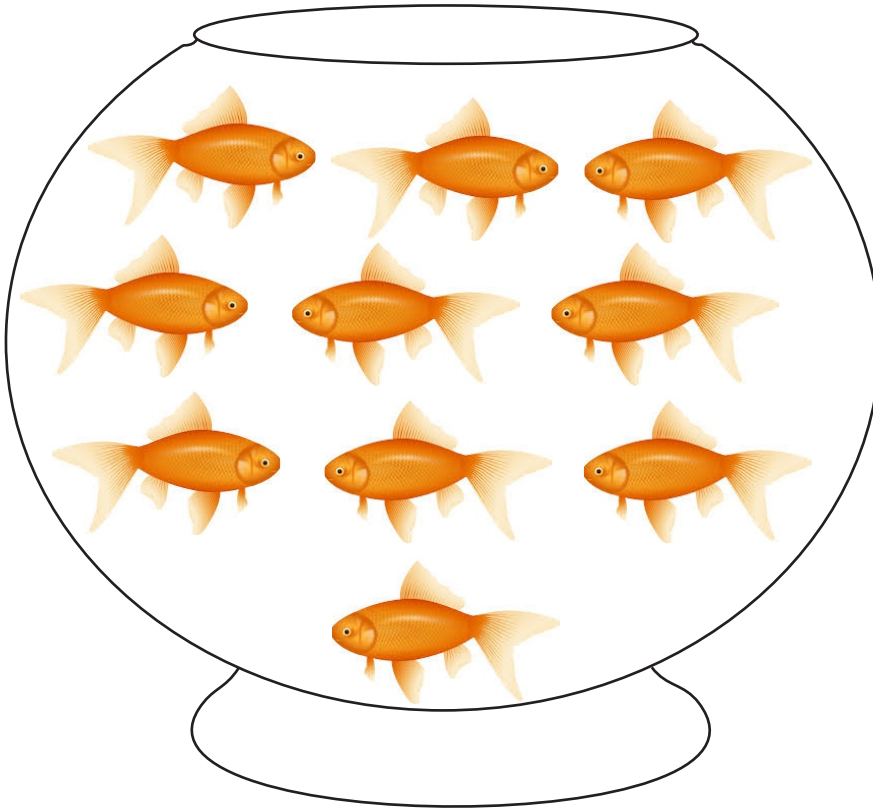
A diagram of a two-story house. The roof is a large triangle divided into two sections. The left section is labeled 'T' and the right section is labeled 'U'. Below the roof is a 3x6 grid of squares. The first three squares of the bottom row are shaded gray, and the square directly below them is also shaded gray.

1 ten 7 units






The diagram shows a house-like structure. The roof has two triangular sections. The left triangle is labeled 'T' and the right triangle is labeled 'U'. Below the roof is a 3x6 grid of squares. The first three columns are under 'T' and the last three are under 'U'. A single square extends downwards from the center of the bottom row.

Mid Term Examination Paper Mathematics Practical Reader

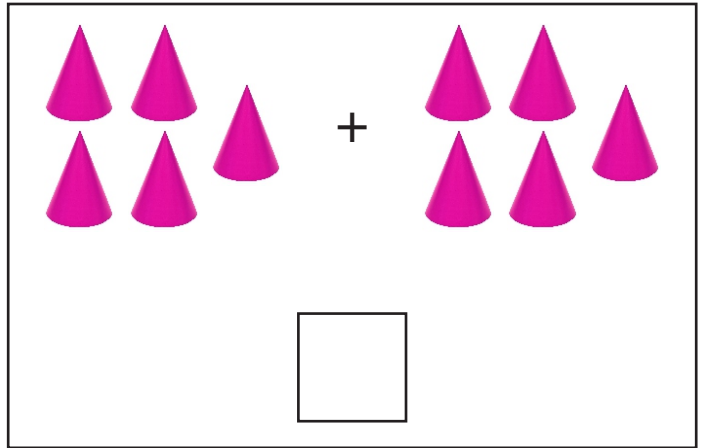
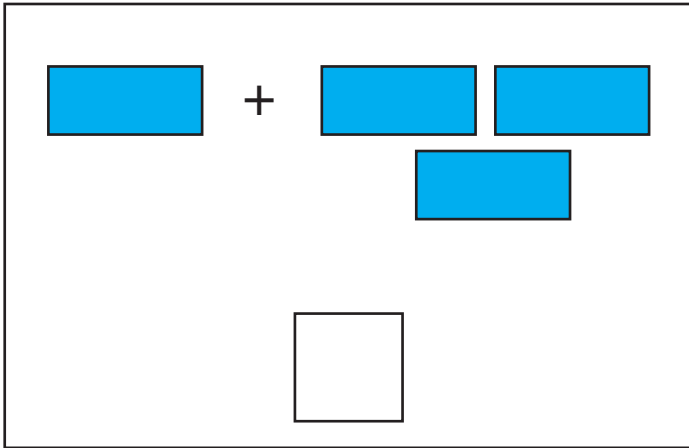
Q1. Draw the same number of fish in empty bowl.



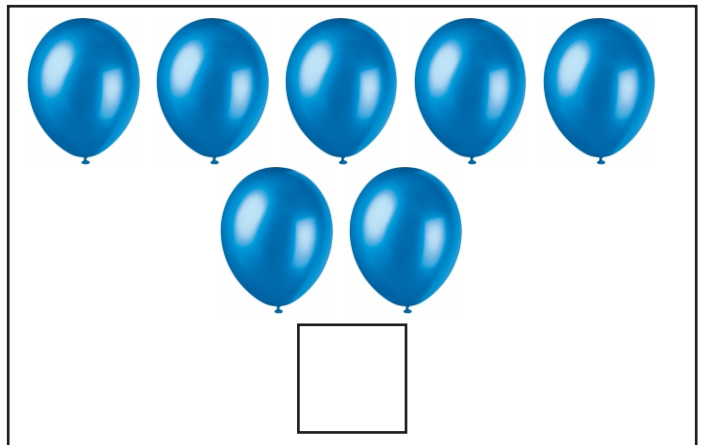

Q2. Put the number in sequence.



Q3. Count and add



Q4. Count and subtract



امتحانات برائے میقات دوم اردو عملی کتاب

نام: _____ کل نمبر اعداد: _____

تاریخ: _____ حاصل کردہ اعداد: _____

سوال ۱۔ پھلوں اور سبزیوں کے نام لکھیں۔



سوال ۲۔ تصاویر میں رنگ بھریں اور رنگوں کے نام سے ملائیں۔



ہرا





لال



پیلا

سوال ۳۔ جانوروں اور پرندوں کے نام لکھیں۔



سوال ۴۔ درست الفاظ منتخب کر کے جملے مکمل کریں۔

پودا - پھول



گلاب کا _____

طوطا - بھائی



ماہا کا _____

بستہ - جھولا



سارا کا _____

سوال ۵۔ واحد کے جمع لکھیں۔

گھڑی _____ ٹوپی _____

سبزی _____ گاڑی _____

سوال ۶۔ الفاظ کے متضاد لکھیں۔

دن _____ اندر _____

ٹھنڈا _____ چھوٹا _____

سوال ۷۔ ہفتے کے دنوں کے نام لکھیں۔

_____	_____	_____
_____	_____	_____
_____	_____	_____

Glorious Educational System

Examination Papers (Three Terms)

Grade-3 - Final Term

Final Term Examination Paper

English Workbook

Name: _____


Total Marks: _____

Date: _____

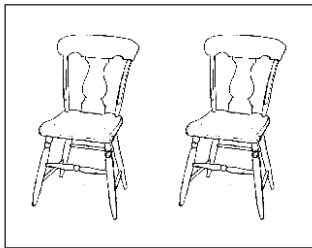
Marks Obtain: _____

Q1. What are these


What are these?



What are these?



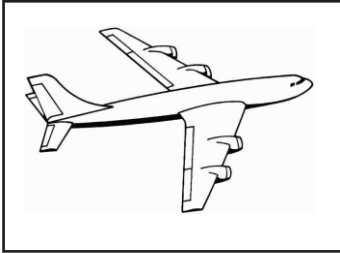


What are these?

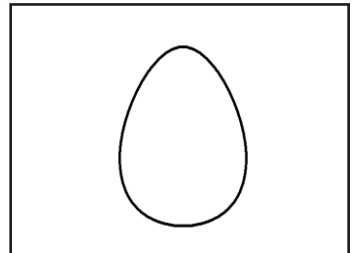





Q2. Circle the things you can wear


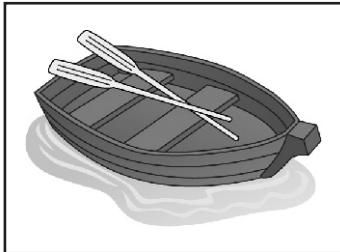
1. Circle the things you can wear



2. Circle the things you can eat.




3. Circle the things that are alive.



Q3. Look at the picture with the correct word on the line.


The _____ can fly.

bird - bed




I see the _____

moon - make



This _____ is white.

cat - mat




This _____ is hot.

cap - cup

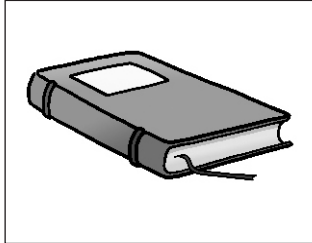


Q4. What is this


What is this?



What is this?



What is this?




Q5. Make sentences



doll




flag



bird

Q6. choose the correct word and fill up the blanks.

White play car four



This is my _____.

Its colour is _____.

It has _____ wheels.

I like to _____ with my car.

Final Term Examination Paper
English Practical Reader

Q1. Fill in the blanks with right words

Hobo, bog, cord, cod, dot

1. _____ is a dog.
2. It gets in the _____.
3. Hobo hops out of the bog with a _____.
4. Hobo the dog see a _____.
5. The cod got a on the top _____.

Q2. Read

"Going to the fair"

Q3. Begin the sentences with the capital letter:

e.g. Ten red hen

1. big bug in a hut.

2. the cod had a dot.

3. a ram and a van.

4. it is a met.

Q4. Write true and false.

1. There is a big fun fair in the city.
2. Marwa and her brother go to the fair.
3. They go with their mom.
4. They jump in the dodgem cars.
5. Marwa and Amna eat ice cream.
6. They ride in a ghost train.

Q5. Composition

This is a _____.

It is made of _____.

Its colour is _____.

It has four _____.

I sit on _____.



امتحان برائے میقات سالانہ اردو عملی کتاب

نام: _____ کل نمبر اعداد : _____


تاریخ: _____ حاصل کردہ اعداد : _____

سوال ۱۔ لفظوں اور ہندسوں میں گنتی لکھیں۔

سوال ۲۔ تصویر دیکھ کر سوالات کے جوابات لکھیں۔





احمد کیا کر رہا ہے؟

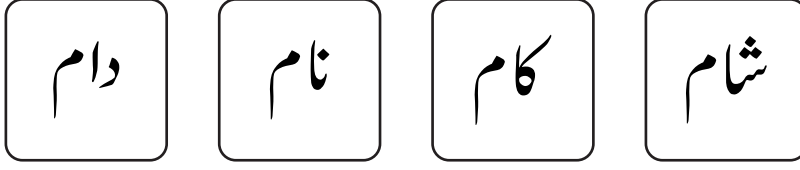


بلی کیا کر رہی ہے؟

سوال ۳۔ "یہ" اور "وہ" کی مدد سے جملے بنائیں



سوال ۴۔ دیئے گئے الفاظ کی مدد سے خالی جگہ پُر کریں۔



میرا _____ شام ہے۔

ابو _____ کو آتے ہیں۔

امی گھر کے _____ کرتی ہیں۔

سیب کے کیا _____ ہیں۔

سوال ۵۔ کا۔ کے۔ کی کی مدد سے جملے مکمل کریں۔



یہ خالہ _____ گھر ہے۔



یہ میرے بھائی _____ گاڑی ہے۔



کالے، جوتے ابو _____ ہیں۔

سوال ۶۔ تھا، تھے۔ تھی اور تھیں کی مدد سے جملے مکمل کریں۔

کل دادی گھر آئی _____

حرا کل اسکول نہیں آئی _____

علی رو رہا _____

ہم پڑھ رہے _____

سوال ۱۔ پڑھیں۔

جو جو کا ہفتہ

سوال ۲۔ درست جواب میں رنگ بھریں۔

جو جو پانی کی بالٹی ٹنکی میں گر گیا۔

جو جو صحن چھت میں رکھے گملوں سے ٹکرا گیا۔

ہر طرف کپڑے کچرا پھیل گیا۔

شاید کل جو جو کام آرام کرے۔

سوال ۳۔ درست جواب پر (✓) کا نشان لگائیں۔

جو جو نے کچرے کا ڈبہ اٹھالیا۔ ☐ ہر طرف کپڑے اڑ گئے۔ ☐

جو جو نے کچرے کے ڈبے کو گرا دیا۔ ☐ ہر طرف کپڑے بکھر گئے۔ ☐

اتوار کو جو جو کام کرے گا۔ ☐

اتوار کو جو جو آرام کرے گا۔ ☐

Final Term Examination Paper

Mathematics Workbook

Name: _____

Total Marks: _____

Date: _____

Marks Obtain: _____

Q1. How many tens and units.

22 means _____ ten and _____ units

36 means _____ ten and _____ units

44 means _____ ten and _____ units

Q2. Write in figures and in words counting.

	In figure	In words
3 tens 6 units =	<input type="text"/>	<input type="text"/>
2 tens 4 units =	<input type="text"/>	<input type="text"/>
4 tens 5 units =	<input type="text"/>	<input type="text"/>

Q3. Write the table of "3 "

3	x	1	=	
3	x	2	=	
3	x	3	=	
3	x	4	=	
3	x	5	=	
3	x	6	=	
3	x	7	=	
3	x	8	=	
3	x	9	=	
3	x	10	=	

Q4. Add the numbers at the top to each of the numbers in the left column.

Add 2	
4	
6	
7	
1	

Add 4	
5	
4	
1	
3	

Q5. Addition.

	2
+	1

	5
+	4

	4
+	2

	2
+	3

Q6. Subtraction

	5
—	2

	4
—	1

	4
—	3

Final Term Examination Paper

Mathematics Practical Reader

Q1. Addition with 3

$$\begin{array}{r} 3 \\ + \\ 3 \end{array}$$

$$\begin{array}{r} 3 \\ + \\ 5 \end{array}$$

$$\begin{array}{r} 3 \\ + \\ 9 \end{array}$$

Q2. Subtraction with 9

$$\begin{array}{r} 9 \\ - \\ 1 \end{array}$$

$$\begin{array}{r} 9 \\ - \\ 5 \end{array}$$

$$\begin{array}{r} 9 \\ - \\ 7 \end{array}$$

Q3. Write the numbers in the boxes as shown.

$$2 + 2 =$$

twos are

$$3 + 3 + 3 =$$

threes are

Q4. Use of calculator

2	+	3	=	
6	+	4	=	
8	-	5	=	
6	-	1	=	